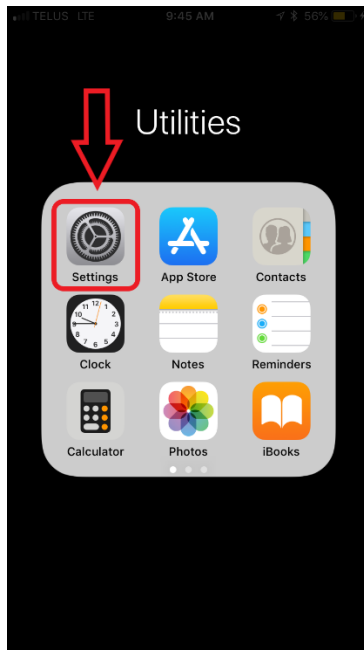


# How do I connect my iPhone/iPad to the Wi-Fi?

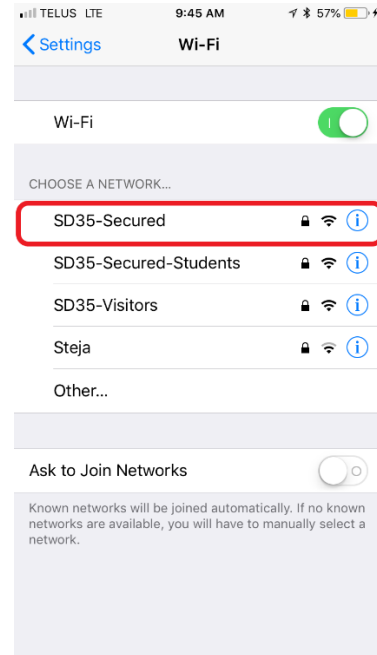
1. Open the **Settings** app.



2. Tap on **Wi-Fi**.



3. Tap on **SD35-Secured**.

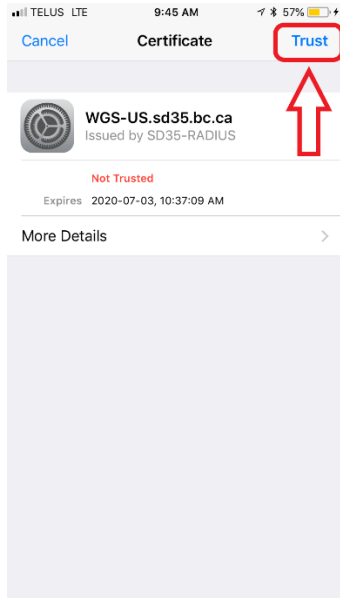


4. Enter your employee # in the **Username** field, and your e-mail password in the **Password** field. Then tap **Join**.



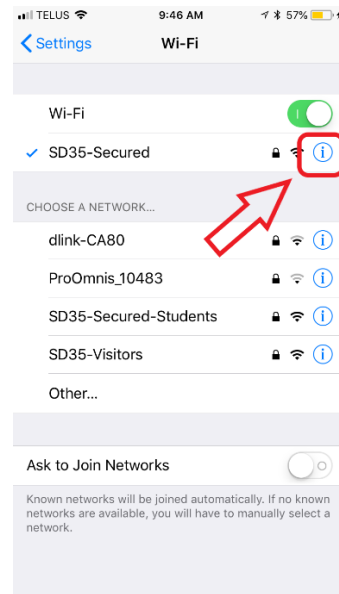
## Troubleshooting:

5. If prompted, tap on **Trust**.

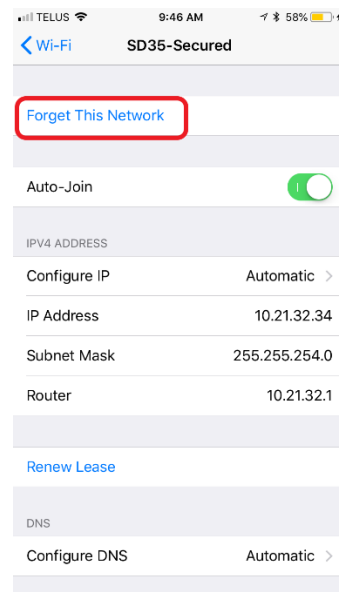


6. **Done.** You should be connected to the Wi-Fi now.

1. Follow step #1 and #2 above. Then tap the ⓘ behind **SD35-Secured**.



2. Tap on **Forget This Network**.



3. Now follow steps #1 - #6 of “How do I connect my iPhone/iPad to the Wi-Fi?”