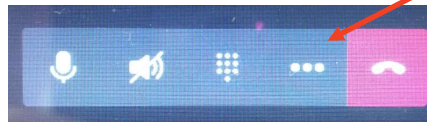


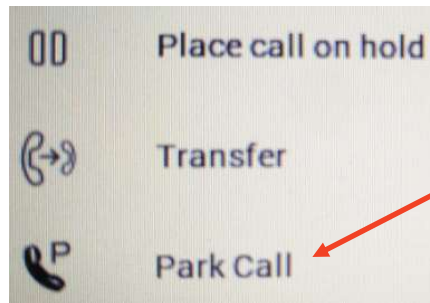
CRESTRON PHONE – PARK CALLS

PUTTING A CALL ON PARK

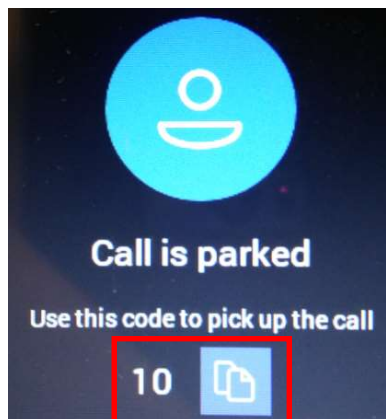
1. During a call press the  icon for more options (indicated below)



2. You can now press 'Park Call'




3. It will now present you will a parked call number. The caller will be placed on hold and hear hold music. Give this number (between 10-99 to the person who wishes to pick it up on another Crestron phone)



PICKING UP A PARKED CALL

1. On your Crestron press the icon indicated below (located in the top right of the phone's screen)



2. You can now enter the parked call number and click 'ok' to connect the call.

