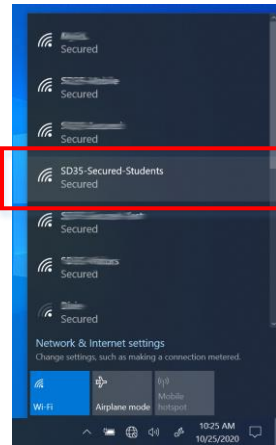
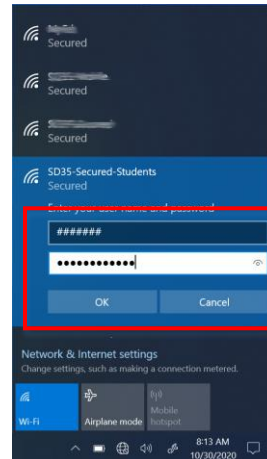


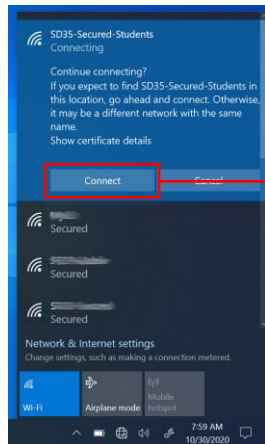
BASIC INSTRUCTION FOR CONNECTING TO SD35-SECURED-STUDENTS USING **PERSONAL WINDOWS 10 LAPTOPS**



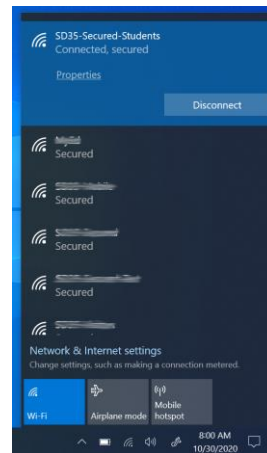
Select "SD35-Secured-Students" in the wireless network list



Enter your credentials (Student number and password)
Click "OK" button



Click "Connect" button



If successful, you will be connected
Consult **Advanced Instruction** if you have any issues